

SPICER®



Spicer® Yoke & U-Joint Measuring





Get the Right U-Joint, Right Away. With the Spicer® Yoke Ruler, you can quickly and easily measure a driveshaft yoke to determine the series of a driveshaft and then refer to the chart to the right to determine the correct u-joint kits for that series. This guide shows you how to find the part you need, no matter what information you have in front of you. **NOTE:** The Spicer Yoke Ruler is used to determine the series of driveshaft that is compatible with your yoke. Measurements for u-joint kits should be made with a caliper or micrometer and determined by using the dimensional charts in Spicer's K350 catalog.

How to Measure a Yoke

This section will demonstrate how to use the Spicer Yoke Ruler to determine the correct Spicer driveshaft series when all you have is a yoke from a driveshaft. **NOTE:** This ruler will only measure Spicer Series yokes and is not inclusive of all driveshaft series. Refer to chart on the next page for u-joint kit number choices.

With a Full-Round Driveshaft Yoke

1. Measure from the outside of the yoke ears, as shown
2. The correct driveshaft/u-joint series will be indicated on the opposite ear (**1310 in this example**)

The correct u-joint kit options are listed in the chart to the right, and include **5-153X** (Spicer service kit – greaseable), **5-1310-1X** (Spicer Life/SPL greaseable), and **5-1310X** Spicer Life/SPL non-greaseable). **For multiple series measurements, refer to the K350 catalog.**



With a Half-Round Driveshaft Yoke

1. Measure from the inside of the tab, as shown
2. The correct driveshaft/u-joint series will be indicated on the opposite tab (**SPL170 in this example**)

For multiple series measurements, refer to the K350 catalog.

With a Wing™ Series Yoke

1. Measure across the inside of the pilot diameter **CAUTION:** Make sure your ruler is directly over the center of the bolt holes on the yoke, as shown
2. Read result on **opposite** pilot diameter
3. Wing™ Series u-joint kit part numbers can be found in the Wing™ Series brochure (J3312-WINGBRO), available at www.SpicerParts.com/library



Common U-Joint Kits by Series

Once you've determined the driveshaft/u-joint series, the chart below provides options for easily identifying the appropriate Spicer® u-joint kit part number.

Light & Medium Vehicles

Driveshaft Series	Spicer® Service Kit (Greaseable unless noted)	Spicer® Life OE Kit (Greaseable)	Spicer® Life OE Kit (Non-Greaseable)
1210	5-443X	-	-
1310	5-153X	5-1310-1X **	5-1310X
1310 Aluminum	-	-	5-3613X†
1310/7260*	-	-	5-788X
1310 (Wheel Joint)	-	-	5-760X
1310SPEC	5-1201X	-	5-7439X
1330	5-213X	5-1330-1X **	5-1330X
1330 Aluminum	-	-	5-3614X†
1330SPEC	5-1204X	-	5-7438X
1330/S44*	5-212X	-	5-793X
1330/7290*	-	-	5-7437X
1350	5-178X	5-1350-1X **	5-1350X
1350 (Wheel Joint)	-	-	5-7166X
1350/SPL30 Aluminum	-	-	5-3615X†
1350 x S44*	5-3205X	-	-
1355 AAM*	5-3208X ***	-	-
1410	5-160X	5-1410-1X **	5-1410X
1410 Aluminum	-	-	5-3616X†
1415 AAM*	5-3207X ***	-	-
1480/SPL55	5-188X	SPL55-1X	SPL55X
1480/SPL55 (Wheel Joint)*	-	SPL55-4X	SPL55-3X
1485 AAM*	5-3206X ***	-	-
1485 AAM (Wheel Joint)*	-	-	5006813
1550/SPL70	5-155X	SPL70-1X	SPL70X
SPL70 (Wheel Joint)*	-	SPL70-4X	-
7260*	5-1306X	-	5-789X
7290*	5-1309X	-	5-811X
S44*	5-3147X	-	5-795X

Commercial Vehicles

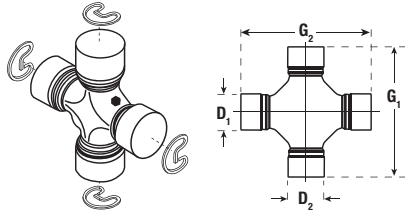
Driveshaft Series	Spicer® Service Kit (Greaseable unless noted)	Spicer® Life OE Kit (Greaseable)	Spicer® Life OE Kit (Non-Greaseable)
SPL90/SPL100	-	SPL100-1X	-
SPL140	-	SPL140X	-
SPL170	-	SPL170-4X	SPL170-SF4X
SPL250	-	SPL250-3X	SPL250-SF3X
SPL350	-	SPL350X	SPL350SFX
1610 (Full Round)	5-279X	-	-
1610 (Half Round)	5-674X	-	-
1650	5-165X	-	-
1710 (Full Round)	5-280X	-	-
1710 (Half Round)	5-675X	-	-
1760 (Full Round)	5-407X	-	-
1760 (Half Round)	5-677X	-	-
1800 (Full Round)	5-124X	-	-
1810 (Full Round)	5-218X	-	-
1810 (Half Round)	5-676X	-	-
1880 (Full Round)	5-308X	-	-

* Wheel joint or non-Spicer series - will not be on yoke ruler. Identify u-joint kit using Spicer K-350 Catalog. ** Zerk in Cap ***Non-Greaseable
† Used in aluminum driveshafts. U-joint has coated caps.

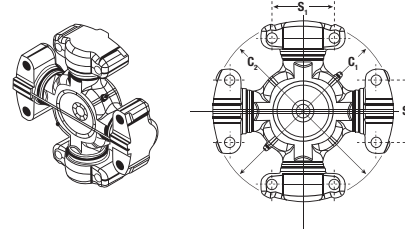
Measuring U-Joint Kits (Spicer Yoke Ruler does not apply.)

The illustrations below show appropriate measurements required to identify the most common styles of u-joint kits. Illustrations for the other styles of u-joint kits can be found in the last section of the K350 catalog. We recommend using a caliper or micrometer to most accurately measure u-joints. U-joint caps must be compressed when measuring dimension over the caps. Once you have recorded your measurements, refer to the dimensional charts by u-joint type, which can be found in the last section of the K350 catalog. The K350 catalog can be downloaded from our online library, located at www.SpicerParts.com/library.

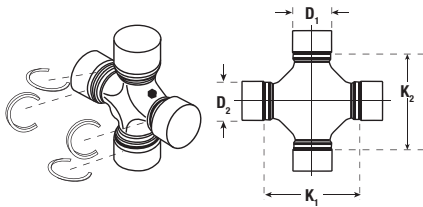
Outside Snap Rings



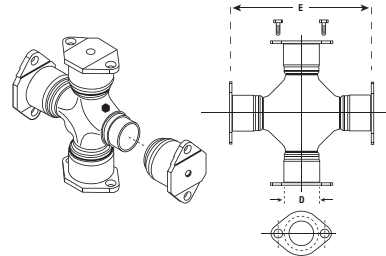
Wing™ Series



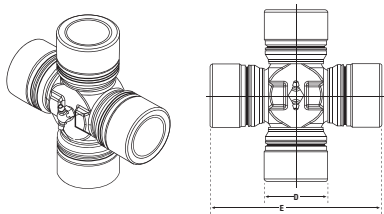
Inside Snap Rings



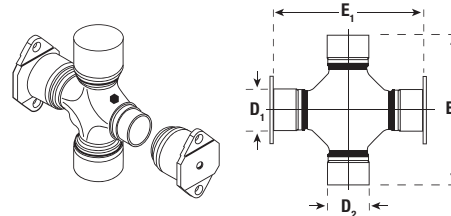
Bearing Plate Style



Spicer Life Series® (SPL® 140, 170, 250, and 350)



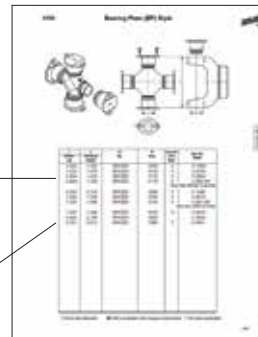
Half Round Style



Sample of the K350 Dimensional Pages

Bearing Plate (BP) Style

E Between Caps	B Bearing cap Diameter	OE Mfg.	OE Series	OmniScale (Flares None)	Spicer Part Number
4.562	1.562	SPICER	1500	Y	5-115X+
5.312	1.875	SPICER	1610	Y	5-279K
6.094	1.938	SPICER	1710	Y	5-280X
6.094	1.938	SPICER	1710	Y	5-280-4X+



For more information on genuine Spicer products, visit us on the web at www.SpicerParts.com.

Dana Aftermarket Group
PO Box 1000
Maumee, Ohio 43537

Warehouse Distributors: 1.800.621.8084
OE Dealers: 1.877.777.5360

Product information: SpicerParts.com
E-cat / parts locator: DanaAftermarket.com

SPICER®



J3348-92015 Printed in U.S.A.
Copyright Dana Limited, 2018.
All rights reserved. Dana Limited.

